

MISSOURI DEPARTMENT OF NATURAL RESOURCES

Guide to Animal Feeding Operations

Fact Sheet

5/1999

Division of Environmental Quality











Water Pollution Control Program









































Laws passed by the General Assembly to protect water quality in Missouri designated the Missouri Department of Natural Resources (DNR) as responsible for promulgation of rules. By establishing and enforcing standards and properly managing animal waste, we can protect our valuable water resources. Preventing contamination is the key to protecting water quality for all Missouri citizens. The following requirements regulate confinement animal feeding operations.

Classification of Animal Feeding Operations

The requirements are based on the number of animal units at each operating location. Table 1 illustrates the different animal species and animal unit range within the separate classifications.

Table 1. Animal Unit and Size Classification

1 Animal Unit =					
1.0	Beef feeder or slaughter animal 	25	Swine weighing over 55 lbs. 	30	Laying hens 
0.5	Horse 	15	Swine weighing less than 55 lbs. 	60	Pullets 
0.7	Dairy cow 	10	Sheep 	55	Turkeys 
				100	Broiler chickens 

Class IA 7,000 animal unit equivalents		Class IB 3,000 to 6,999 animal unit equivalents		Class IC 1,000 to 2,999 animal unit equivalents		Class II 300 to 999 animal unit equivalents	
7,000	Beef feeder or slaughter animal 	3,000 to 6,999	Beef feeder or slaughter animal 	1,000 to 2,999	Beef feeder or slaughter animal 	300 to 999	Beef feeder or slaughter animal 
3,500	Horse 	1,500 to 3,499	Horse 	500 to 1,499	Horse 	150 to 499	Horse 
4,900	Dairy cow 	2,100 to 4,899	Dairy cow 	700 to 2,099	Dairy cow 	200 to 699	Dairy cow 
17,500	Swine weighing over 55 lbs. 	7,500 to 17,499	Swine weighing over 55 lbs. 	2,500 to 7,499	Swine weighing over 55 lbs. 	750 to 2,499	Swine weighing over 55 lbs. 
105,000	Swine weighing under 55 lbs. 	45,000 to 104,999	Swine weighing under 55 lbs. 	15,000 to 44,999	Swine weighing under 55 lbs. 	4,500 to 14,999	Swine weighing under 55 lbs. 
70,000	Sheep 	30,000 to 69,999	Sheep 	10,000 to 29,999	Sheep 	3,000 to 9,999	Sheep 
210,000	Laying hens 	90,000 to 209,999	Laying hens 	30,000 to 89,999	Laying hens 	9,000 to 29,999	Laying hens 
420,000	Pullets 	180,000 to 419,999	Pullets 	60,000 to 179,999	Pullets 	18,000 to 59,999	Pullets 
385,000	Turkeys 	165,000 to 384,999	Turkeys 	55,000 to 164,999	Turkeys 	16,500 to 54,999	Turkeys 
700,000	Broiler chickens 	300,000 to 699,999	Broiler chickens 	100,000 to 299,999	Broiler chickens 	30,000 to 99,999	Broiler chickens 

PUB000915



Recycled Paper

Appendix L

